


ACTION


 *Tease*


 *Kiss*


 *Lick*


 *Rub*

ACTION

 _____

 _____

 _____

 _____

BODY PART

- | | |
|-------------|----------|
| 2 Hips | 8 Back |
| 3 Lips | 9 Ears |
| 4 Chest | 10 Neck |
| 5 Shoulder | J Thighs |
| 6 Stomach | Q Her ? |
| 7 Butt | K His ? |
| A Wild Card | |

BODY PART

- | | |
|---------|----------|
| 2 _____ | 8 _____ |
| 3 _____ | 9 _____ |
| 4 _____ | 10 _____ |
| 5 _____ | J _____ |
| 6 _____ | Q _____ |
| 7 _____ | K _____ |
| A _____ | |

Create Your Own Card

Rules of the Game

This game is very easy to play and all you need is a standard deck of playing cards.

1. Print out the Action and Body Part cards.
(Tip: print them on nice glossy brochure paper, cut them out, and laminate them)
2. You can use the pre-populated cards with actions and body parts already listed or you can use the blank cards and come up with your own actions and body parts.
3. Shuffle the deck of playing cards and place them face down in the center of the table.
4. The first player draws a card from the top of the deck. The player then identifies the body part that corresponds with his or her card value and the action that corresponds with the card suit. The player then picks another player and carries out the assigned task.
5. When the first player finishes their task, the player to the left of the player takes their turn. This continues until you run out of cards or.....

NOTE:

- Queens are Her Choice and Kings are His Choice cards. If a lady draws a queen, it's her choice of which body part to perform the action. If a lady draws a King, the male player she selects gets to choose the body part. If a man draws a King, it's his choice of which body part to perform the action. If a man draws a Queen, the lady player he selects gets to choose the body part.
- Aces are wild cards and the player gets to choose any body part they desire to perform the action on.

Courtesy of www.temptedpineapples.com